

The Residential Elevator Series





The Wessex Home Elevator Range

Wessex Lift Co. Ltd. have been innovating, manufacturing, installing, and maintaining through-floor lifts for over 40 years.

With many thousands of Wessex home lifts already installed around the world, Wessex continues to innovate in market leading homelift design and technology.

Designed for your home, a Wessex Homelift provides safe and effortless travel between floors. The unique design requires no 'load bearing' wall for the lift to be fitted against, allowing you to have the lift anywhere in your home.

With its small footprint, the Wessex Ellesse provides space and style for one or two persons, with the VE+ range providing larger car sizes for increased flexibility. The Liberty 3 Homelift completes the Wessex Homelift Range, providing flexibility in platform sizes, the number of floors served, and access in multiple directions.



The lift is small in footprint size but, thanks to innovative design, will never feel small on the inside.

The floor of the lift is cleverly designed to be strong but light, meaning there's no step up into the lift car. The interior is available in virtually any color or finish you desire, but as standard comes with a soft, blue, powder coated finish for the walls, and stylish, subtle 'Stria Volcanic' textured flooring. High quality stainless steel grab handles, and a mirror are also fitted as standard.

The Ellesse

Elegant, Luxurious, Compact


The Ellesse is designed for future living, and functions as a practical alternative to the traditional stairlift. Its design is the culmination of over four decades of manufacturing innovation and product experience.



II The VE36

Capable, Sophisticated, Spacious

With a design large enough to carry multiple passengers between floors, the Wessex VE36 still uses a minimum of floor space in your home, whilst expanding on the already rich functionality of the Ellesse.



Our VE36 Home Elevator builds upon the Ellesse in its ease of installation and aesthetics, but offers the user even more.

Stylishly designed for two or more persons, the VE36 Wessex Homelift, requires no major building works, and takes as little as one day to install.

The exterior aesthetic of the lift is characterized by two, striking see-through panels on either side, and the unique Panoramic glazing on the lift door. The extensive glazing makes the already spacious interior of the VE36 appear seamless with the rest of the room.



The Liberty

Liberty by Name, Liberty by Nature

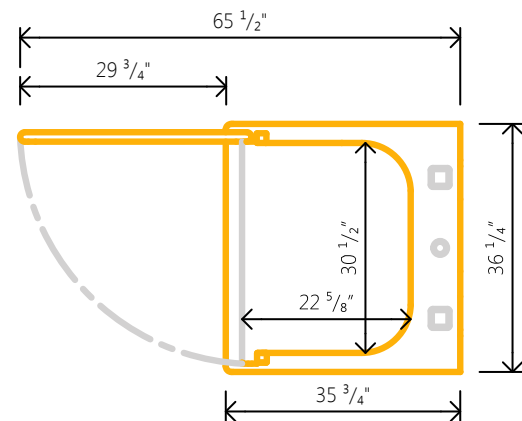
The Wessex Liberty has redefined what a versatile home lift can be. It is capable of travelling to just over 13 ft (157 1/2") and can have stops at multiple floors, and in multiple directions.

Our Liberty lift is the most versatile home lift we offer. Available with 'through-car access', 'same side access', and a unique 'side access' for increased flexibility.

The interior is designed with just as much care as our other home elevators. Glass panels on the side of the lift really make this elevator a natural part of the home.

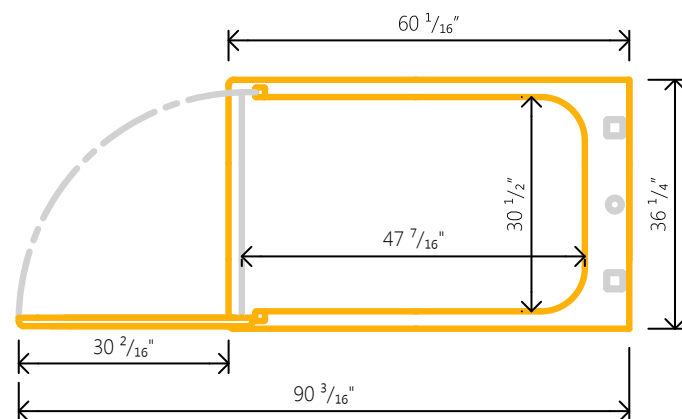


Technical Details & Lift Footprints



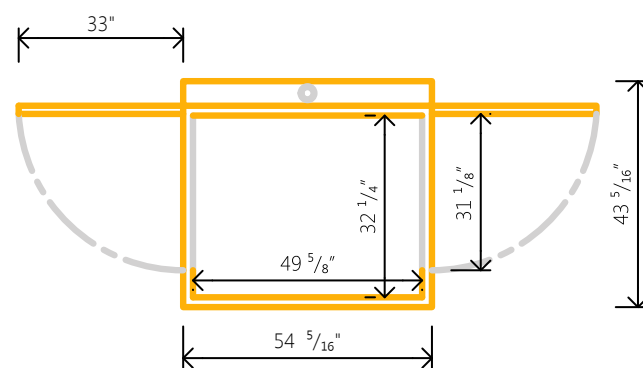
The Ellesse

Maximum Load	550 lbs
Maximum Travel	137 "
Usable Platform Dimensions	30 1/2" x 22 5/8"
Lift Footprint	36 1/4" x 35 3/4"



The VE36

Maximum Load	550 lbs
Maximum Travel	137 "
Usable Platform Dimensions	30 1/2" x 47 7/16"
Lift Footprint	36 1/4" x 60 1/16"



The Liberty

Maximum Load	550 lbs
Maximum Travel	157 "
Usable Platform Dimensions	49 5/8" x 32 1/4"
Lift Footprint	54 5/16" x 43 5/16"
Clear Opening	31 1/8"

A Home Lift Tour

Power Door:

Located discreetly at the top of the door.

Trapboard:

The trapboard, dropping safely into position on its downwards journey, as required under ASME 17.1, provides not only a fully load bearing floor infill, but also a 30 minute 'Fire Seal' when parked at either landing (a unique safety feature to lifts of this type in the US).



Safety Sensors:

Quickly brings the elevator to a halt if something is in the way of the lifts travel.

Battery Backup Lighting:

Ensuring you won't get left in the dark in the event of a power outage. Set on a timer, they will turn off when the elevator has not been used for a while.

Glazing:

Our VE has been designed to be as bright and as open as possible.

Door Locking:

Our smart door interlocking system means the lift doors are kept safely closed when the lift is between floors.

Level Access (no pit):


The floor of the elevator is designed to allow things to be wheeled in and out of the elevator car, without a pit construction.

Illuminated Push Button Controls:

Intuitive, power at your fingertips!

Why Choose Wessex?

There are many great reasons to choose a Wessex product.



Unapologetically Unobtrusive

All our through-floor lifts are designed to have a big, positive impact to your way of life, but to not have a big negative impact on space in your home. They are designed to be easy to install, to take up as little space as possible, and to run quietly and efficiently.



Over 40 Years of Excellence

In 1976, Wessex Lifts was born from the vision of one man and a dream to offer a product that provided people freedom in their homes. Designs and technology may have changed since then, but our fundamental principals and the reason for our work remains the same.

Our company is now over 4 decades old, and the Wessex Home Lifts have always been a part of the Wessex family of products.

Built To Last

Our lifts are all designed with longevity in mind and, for many, become a seemingly permanent feature of your home.

We also recommend speaking to your Authorized Wessex Dealer about setting up regular maintenance visits to further improve longevity.



Built For Safety

First and foremost, our lifts are designed with functionality in mind. Your safety is our top priority!

Some of the many standard safety features in our through-floor lifts include...

- Safety Edges, (example left) if the lift detects an obstruction in it's path, it will stop
- Emergency Manual Lowering, a key safety feature allowing you to lower the lift back to the ground slowly in the event of a power failure
- Fire Seal, a totally unique safety feature, active when parked at the landings. The lift forms a tight seal that won't allow smoke through in the event of a fire (rated for 30 minutes)
- Door Interlocking Mechanism, ensures doors only open when the lift has safely come to a stop (although this can also be overridden in an emergency)

Other Products



The VE15

The VE15 series are through-floor home lifts similar to the Ellesse in their footprint and functionality, but built to a budget in terms of design and aesthetic.



The VE+ Range

The VE+ range is ideal when that larger platform size is required. Also built to a budget, the curved, stylish side-panels are this lift's defining feature.



The VPL's

Our range of Vertical Platform Lifts offer a diverse range of solutions. Whether it's indoors and outdoors, whether traveling one or two steps, or many more, Wessex have a solution for you!

Frequently Asked Questions



How long do our through-floor home lifts take to install?

They are designed so the installation process is as simple as possible. A typical installation should take one or two days at most.

Once I've ordered my through-floor lift, how long will it take to arrive with me?

From the point of order, it should take no more than 6 - 8 weeks to have the lift in your home! We usually ship from our depot on the United States East Coast.

What is a Wessex Dealer?

Our network of Approved Wessex Dealers are carefully selected to sell Wessex Elevators. We not only take great care selecting them, but also training them in the technical detail and installation of our products.

If we want to move home, can we take the lift with us?

Our elevators are designed to be long lasting, and moving home during their long lifespan is common. As such, they can be easily removed and reinstalled to a new home if necessary.



Your nearest Wessex Approved
Dealer is...



www.wessexelevators.com



(877) 888 9146

info@wessexlifts.com

Ref VE00 5014 TSS

Issue A

Language EN-US

